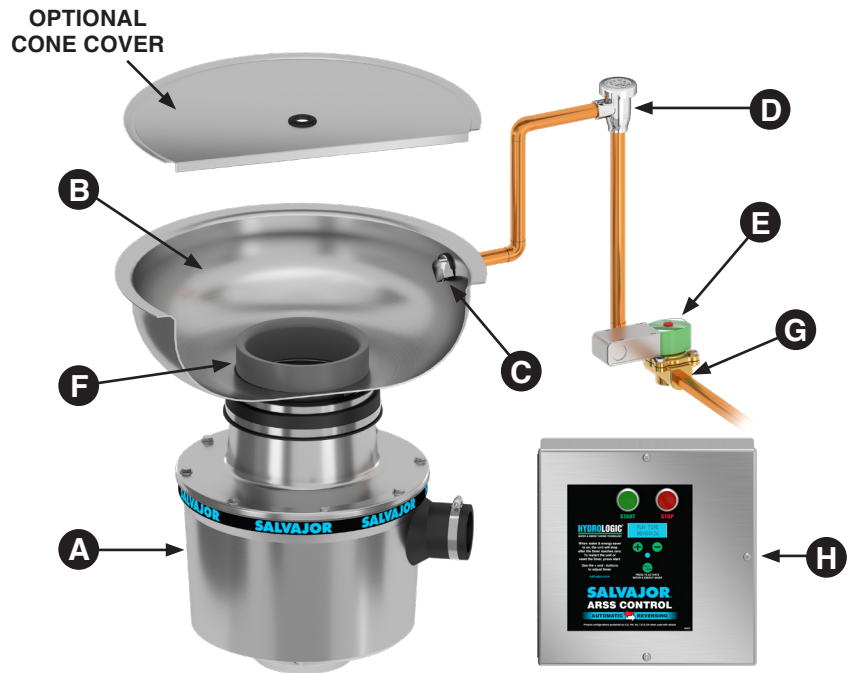


SALVAJOR® CA: Cone Assembly

FOR DISPOSER MODELS: 100 - 200 - 300 - 500

EQUIPMENT FURNISHED:

- A** DISPOSER
- B** 12", 15" or 18" CONE
- C** FIXED NOZZLE, 1/2"
- D** VACUUM BREAKER
- E** SOLENOID VALVE, 1/2"
- F** SCRAP RING
- G** FLOW CONTROL
- H** DISPOSER CONTROL



NOTE: INSTALL PER ALL APPLICABLE CODES

SAMPLE SPECIFICATION:

300-CA-18		ARSS (208/60/3)	
Model	Cone Size	Disposer Control	Electrical Specs.
Assembly			

◆ SPECIFY EXACT OPERATING VOLTAGE ◆

(Specifications subject to change without notice)
Current specification details may be found online
at www.salvajor.com



12" CONE
TABLE CUT-OUT - 12⁷/₈"



15" CONE
TABLE CUT-OUT - 15⁷/₈"

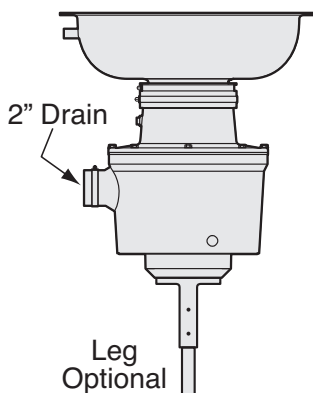


18" CONE
TABLE CUT-OUT - 18⁷/₈"

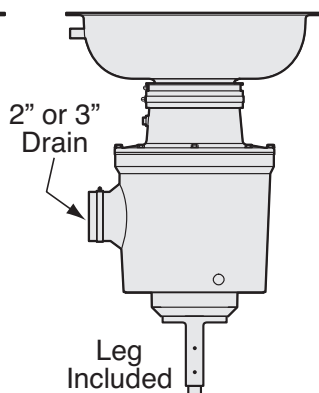


OPTIONAL CONE COVER
12", 15" or 18"

Models 100-200



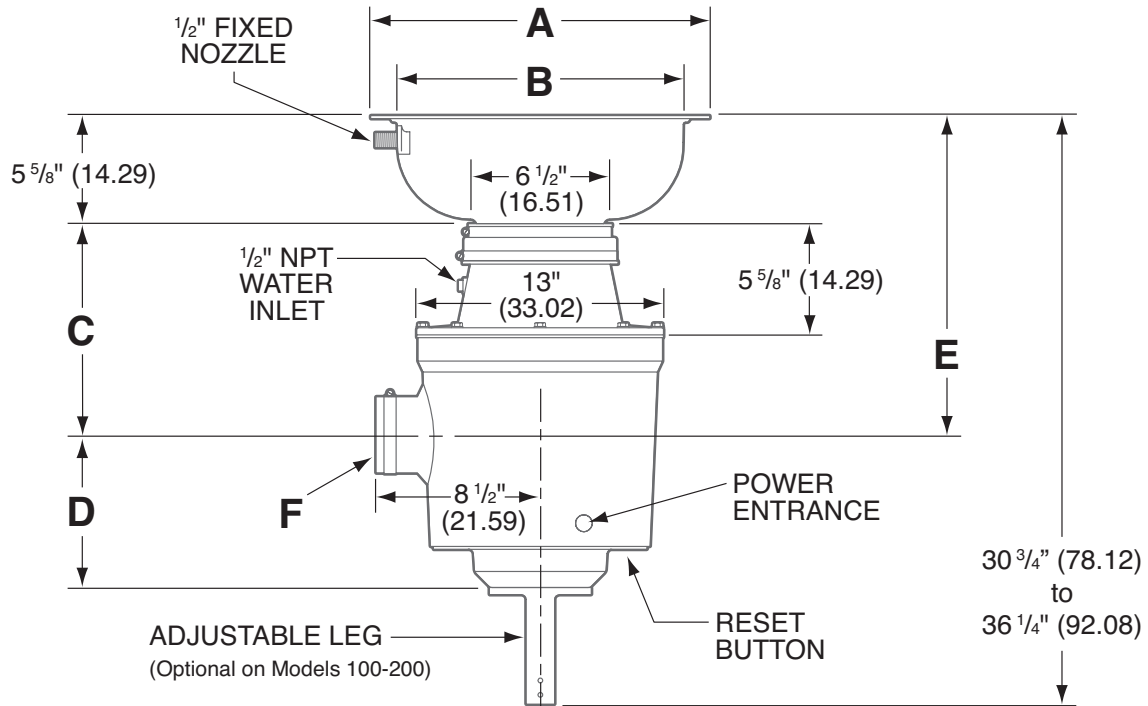
Models 300-500



CA: Cone Assembly

DETAILS AND DIMENSIONS

FOR MODELS: 100 - 200 - 300 - 500



NOTE: Dimensions in parenthesis are in centimeters. Models 300-500 shown, 100-200 similar.

Cone Dimensions			
	12" Cone	15" Cone	18" Cone
A	14-7/8" (37.78)	17-7/8" (45.40)	20-7/8" (53.02)
B	12" (30.48)	15" (38.10)	18" (45.72)

Disposer Dimensions		
	Models 100-200	Models 300-500
C	8-1/2" (21.59)	11" (27.98)
D	7-5/16" (18.57)	8" (20.31)
E	14-1/8" (35.92)	16-5/8" (42.26)
F	2" Drain	2" or 3" Drain



Manufacturers of Commercial Food Waste Solutions - Since 1944

4530 East 75th Terrace Kansas City, MO 64132-2081, USA
 816.363.1030 | Toll Free: 1.800.725.8256 | Service: 1.888.725.8256 | Fax: 1.800.832.9373
 sales@salvajor.com | service@salvajor.com | www.salvajor.com

Printed in USA
 Form No. CA (01-26)