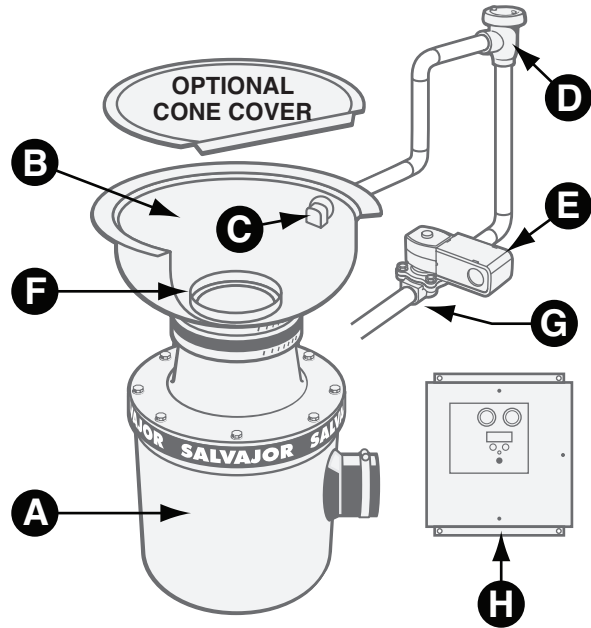


Salvajor CA: Cone Assembly

FOR DISPOSER MODELS: 100 - 200 - 300 - 500

EQUIPMENT FURNISHED:

- A** DISPOSER
- B** 12", 15" or 18" CONE
- C** FIXED NOZZLE, 1/2"
- D** VACUUM BREAKER
- E** SOLENOID VALVE, 1/2"
- F** SCRAP RING
- G** FLOW CONTROL
- H** DISPOSER CONTROL



NOTE: INSTALL PER ALL APPLICABLE CODES

SAMPLE SPECIFICATION:

300-CA-18		ARSS (208/60/3)	
Model	Cone Size	Disposer Control	Electrical Specs.
Assembly			

◆ SPECIFY EXACT OPERATING VOLTAGE ◆

(Specifications subject to change without notice)
Current specification details may be found online at www.salvajor.com



12" CONE
TABLE CUT-OUT - 12⁷/₈"



15" CONE
TABLE CUT-OUT - 15⁷/₈"

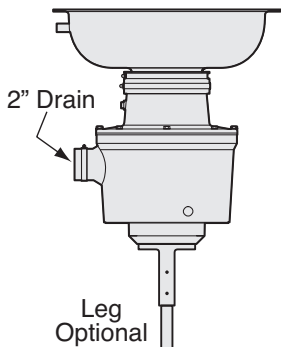


18" CONE
TABLE CUT-OUT - 18⁷/₈"

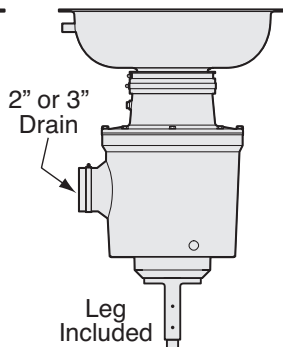


OPTIONAL CONE COVER
12", 15" or 18"

Models 100-200



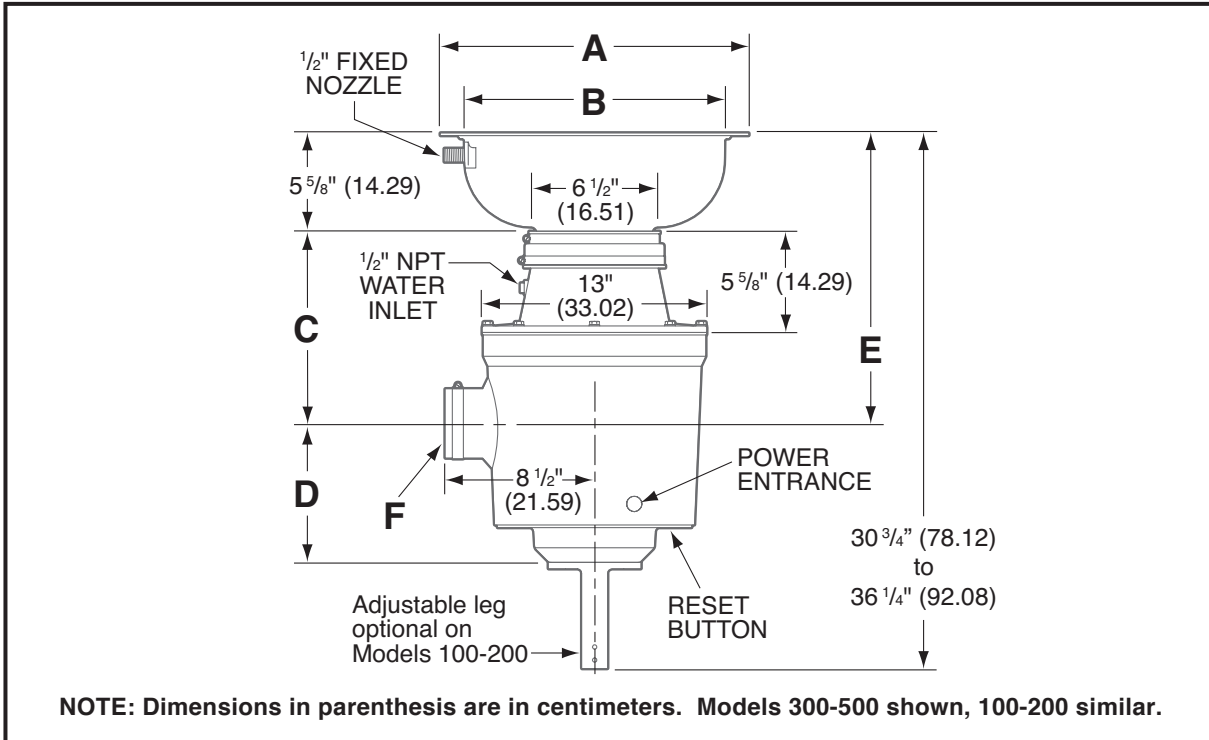
Models 300-500



Salvajor CA: Cone Assembly

D E T A I L S A N D D I M E N S I O N S

FOR MODELS: 100 - 200 - 300 - 500



Cone Dimensions			
	12" Cone	15" Cone	18" Cone
A	14-7/8" (37.78)	17-7/8" (45.40)	20-7/8" (53.02)
B	12" (30.48)	15" (38.10)	18" (45.72)

Disposer Dimensions		
	Models 100-200	Models 300-500
C	8-1/2" (21.59)	11" (27.98)
D	7-5/16" (18.57)	8" (20.31)
E	14-1/8" (35.92)	16-5/8" (42.26)
F	2" Drain	2" or 3" Drain



The Salvajor Company 4530 East 75th Terrace Kansas City, Missouri 64132-2081, USA
 1-800-SALVAJOR (816) 363-1030 FAX: 1-800-832-9373
 www.salvajor.com Email: sales@salvajor.com service@salvajor.com
 Manufacturers of Commercial Food Waste Disposing Systems since 1944